

## LONGWILL FM10

### Smart Filling Machine Operation Steps

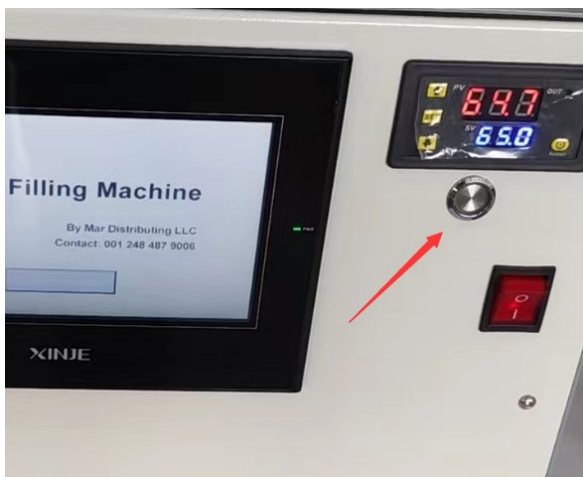
#### 1, Plug in, Power on



#### 2, Enter system



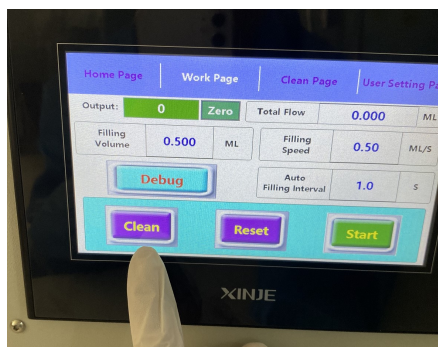

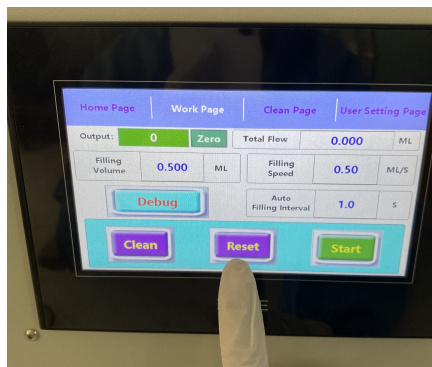
#### 3, Turn on Heating System, waiting for 15-20 minutes to heat oil up




#### 4, Clean air

Click Reset, click Debug, click Clean;

It will take 15seconds to clean air in the tube and injector




#### 5, Set oil filling capacity



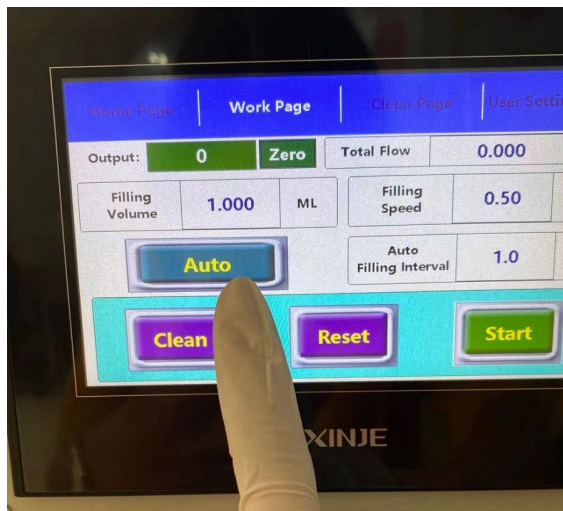
#### 6, Start Fill

6.1 Debug state filling, Click Debug, Step on switch, release, then step on



## 6.2 Auto mode filling

Click Auto, Step on switch, no need release



## 7 Clear the output number and total flow volume

